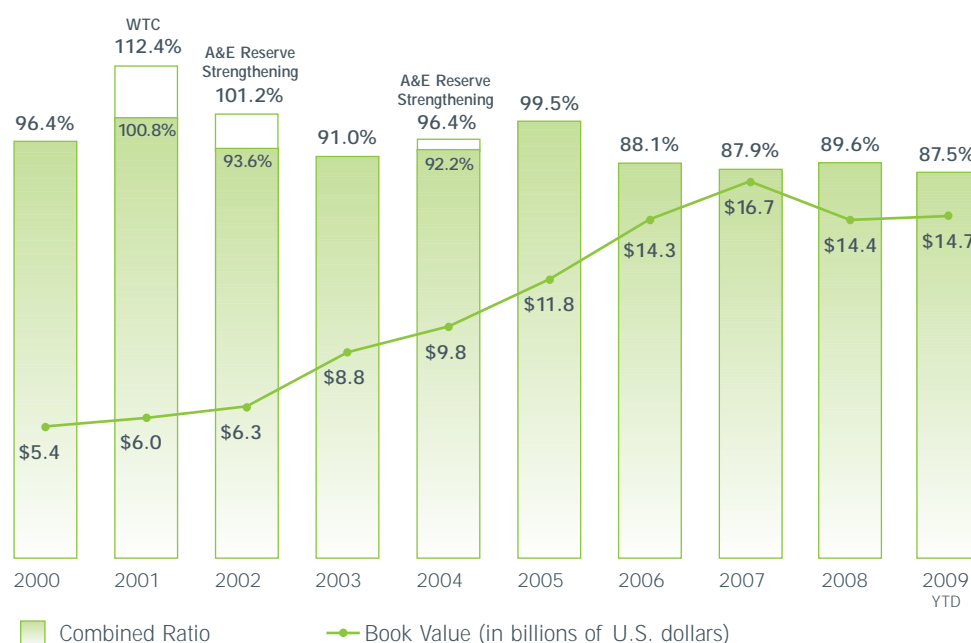


Financial Update
First Quarter 2009



Combined Ratio and Book Value Trend



Investment Portfolio

(in millions of U.S. dollars, except ratios)

Invested assets, excluding cash	\$40,240
Asset allocation to fixed maturities	95%
Average credit quality of fixed maturities	AA
Average duration of fixed maturities	3.6 years
Average market yield of fixed maturities	6.3%

Capital Structure

(in millions of U.S. dollars, except per share data)

	March 31, 2009	December 31, 2008
Total debt	\$ 3,268	\$ 3,277
Total debt and trust preferreds	3,577	3,586
Shareholders' equity	14,718	14,446
Total capital	18,295	18,032
Tangible capital	14,560	14,285
Book value per share	43.82	43.30
Tangible book value per share	32.70	32.07

Leverage Ratios

(in millions of U.S. dollars, except ratios)

	March 31, 2009	December 31, 2008
Debt to total capital	17.9%	18.2%
Debt to tangible capital	22.4%	22.9%
Reinsurance recoverables	\$13,713	\$13,917
Investments to shareholders' equity	273%	275%
Recoverables to shareholders' equity	93%	96%

Consolidated Financial Highlights

(in millions of U.S. dollars, except per share data and ratios)	Q1 2009	Q1 2008	% Change
Net premiums written	\$3,424	\$3,154	9%
Net premiums earned	3,194	2,940	9%
Underwriting income	378	455	-17%
Net investment income	502	489	3%
Operating income*	669	725	-8%
Net income	567	377	50%
Operating cash flow	562	1,015	-45%
Diluted earnings per share*	1.99	2.14	-7%
ROE*	18.4%	17.7%	
Loss and loss expense ratio	59.7%	55.6%	
Combined ratio	87.5%	84.6%	

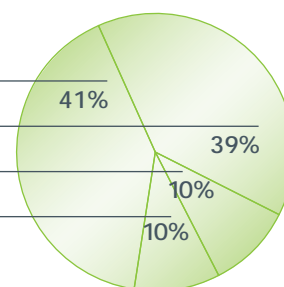
*Excluding net realized gains (losses)

Segment & Product Contributions First Quarter 2009

Segments—net premiums written

(in millions of U.S. dollars)

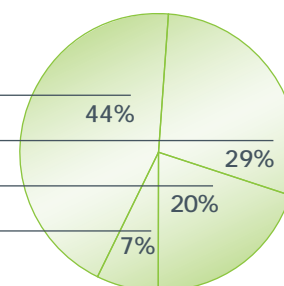
North American	\$1,392
Overseas General	1,327
Global Reinsurance	359
Life	346



Segments—operating income**

(in millions of U.S. dollars)

North American	\$321
Overseas General	209
Global Reinsurance	144
Life	53

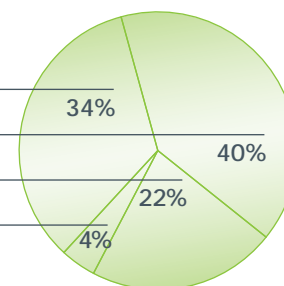


**Excluding corporate expenses

Products—net premiums written

(in millions of U.S. dollars)

Property and All Other	\$1,151
Casualty	1,381
Personal Accident (A&H)	760
Life	132



ACE Limited

Evan Greenberg
Chairman & Chief Executive Officer

Philip Bancroft
Chief Financial Officer

Robert Cusumano
General Counsel

Frank Lattal
Chief Claims Officer

Paul Medini
Chief Accounting Officer

Sean Ringsted
Chief Risk Officer & Chief Actuary

Helen Wilson
Director, Investor Relations

ACE Limited
Bären­gasse 32
CH-8001 Zürich
Switzerland
+41 (0)43 456 76 00

acelimited.com

NYSE: ACE

Principal Operating Units and Business Leaders

Insurance-North American Brian Dowd	Insurance-Overseas General John Keogh	Global Reinsurance Jacques Bonneau	Life David Wolf	Global Accident & Health Ed Clancy
ACE USA John Lupica	ACE Asia Pacific John Bassetto	ACE Tempest Re Erin Skala	ACE Life David Wolf	Combined Insurance Doug Wendt
ACE Westchester Dennis Crosby	ACE European Group Andrew Kendrick	ACE Tempest Re Europe Andreas Lewin	ACE Tempest Life Re David Drury	
ACE Bermuda Rees Fletcher	ACE Latin America Jorge Luis Cazar	ACE Tempest Re USA James Wixtead		
ACE Private Risk Services Bob Courtemanche	ACE Far East Neil Smith	ACE Tempest Re Canada Constantin Petalas		
	ACE Global Markets Richard Pryce			

Rating Agency Ratings

	S&P	AM Best	Moody's	Fitch
Financial strength (ACE Group)	A+	A+	–	–
Senior debt (ACE Limited)	A-	a-	A3	A
Enterprise Risk Management	Strong	–	–	–

The ACE Group of Companies is a major global provider of insurance and reinsurance protection.

Argentina	China	Gibraltar	Malaysia	Poland	Switzerland
Australia	Colombia	Hong Kong	Mexico	Portugal	Taiwan
Austria	Czech Republic	Hungary	Netherlands	Puerto Rico	Thailand
Bahrain	Denmark	Indonesia	New Zealand	Russia	Turkey
Belgium	Ecuador	Ireland	Norway	Saudi Arabia	United Arab Emirates
Bermuda	Egypt	Italy	Pakistan	Singapore	United Kingdom
Brazil	Finland	Japan	Panama	South Africa	United States
Canada	France	Korea	Peru	Spain	Vietnam
Chile	Germany	Macao	Philippines	Sweden	

ACE has offices in the countries listed above and conducts business with clients in more than 140 countries.

Cautionary Statement Regarding Forward-Looking Statements: Any forward-looking statements made in this financial update reflect the company's current views with respect to future events and financial performance and are made pursuant to the safe harbor provisions of the Private Securities Litigation Reform Act of 1995. Such statements involve risks and uncertainties, which may cause actual results to differ materially from those set forth in these statements. For example, the company's forward-looking statements could be affected by competition, pricing and policy term trends, the levels of new and renewal business achieved, market acceptance, changes in demand, the frequency of unpredictable catastrophic events, actual loss experience, uncertainties in the reserving or settlement process, new theories of liability, judicial, legislative and other governmental developments, litigation tactics, the amount and timing of reinsurance recoverables, actual market developments, rating agency action, possible terrorism or the outbreak and effects of war and economic, political, regulatory, insurance and reinsurance business conditions, as well as management's response to these factors, and other factors identified in the company's filings with the Securities and Exchange Commission. Readers are cautioned not to place undue reliance on these forward-looking statements, which speak only as of the dates on which they are made. The company undertakes no obligation to publicly update or revise any forward-looking statements, whether as a result of new information, future events or otherwise.



INSURING PROGRESS®