

Financial Update
Fourth Quarter 2009



Combined Ratio and Book Value Trend



Investment Portfolio

(in millions of U.S. dollars, except ratios)

Invested assets	\$46,515
Asset allocation to fixed maturities	96%
Average credit quality of fixed maturities	AA
Average duration of fixed maturities	3.7 years
Average market yield of fixed maturities	4.3%
Average yield on invested assets	4.5%

Capital Structure

(in millions of U.S. dollars, except per share data)

	December 31, 2009	December 31, 2008
Total debt	\$ 3,319	\$ 3,277
Total debt and trust preferreds	3,628	3,586
Shareholders' equity	19,667	14,446
Total capital	23,295	18,032
Tangible capital	19,364	14,285
Book value per share	58.44	43.30
Tangible book value per share	46.76	32.07

Leverage Ratios

(in millions of U.S. dollars, except ratios)

	December 31, 2009	December 31, 2008
Debt to total capital	14.2%	18.2%
Debt to tangible capital	17.1%	22.9%
Reinsurance recoverables	\$13,595	\$13,917
Investments to shareholders' equity	237%	275%
Recoverables to shareholders' equity	69%	96%

Consolidated Financial Highlights

(in millions of U.S. dollars, except per share data and ratios)	Q4 2009	Q4 2008	% Change
Net premiums written	\$3,305	\$3,052	8%
Net premiums earned	3,387	3,226	5%
Underwriting income	373	349	7%
Net investment income	512	521	-2%
Operating income*	683	624	9%
Net income	953	20	NM
Operating cash flow	1,003	961	4%
Diluted earnings per share*	2.01	1.86	8%
ROE*	14.2%	16.7%	
Loss and loss expense ratio	59.1%	57.8%	
Combined ratio	89.6%	86.9%	

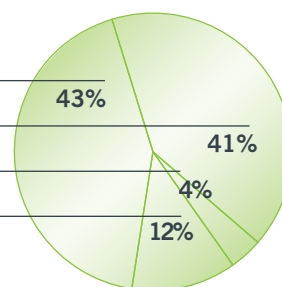
*Excluding net realized gains (losses)
NM - Not Meaningful

Segment & Product Contributions Fourth Quarter 2009

Segments—net premiums written

(in millions of U.S. dollars)

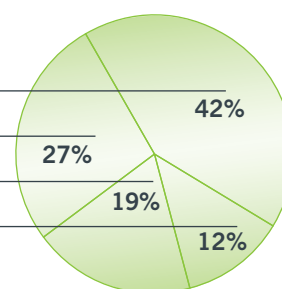
North American	\$1,421
Overseas General	1,350
Global Reinsurance	144
Life	390



Segments—operating income**

(in millions of U.S. dollars)

North American	\$318
Overseas General	207
Global Reinsurance	146
Life	90

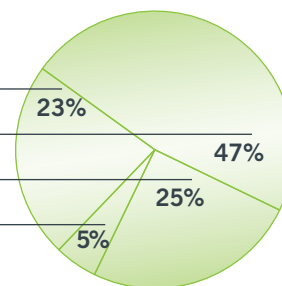


**Excluding corporate expenses

Products—net premiums written

(in millions of U.S. dollars)

Property and All Other	\$767
Casualty	1,555
Personal Accident (A&H)	834
Life	149



ACE Limited

Evan Greenberg
Chairman & Chief Executive Officer

Philip Bancroft
Chief Financial Officer

Robert Cusumano
General Counsel

Frank Lattal
Chief Claims Officer

Paul Medini
Chief Accounting Officer

Sean Ringsted
Chief Risk Officer & Chief Actuary

Helen Wilson
Sr. Vice President, Investor Relations

ACE Limited
 Bäregasse 32
 CH-8001 Zürich
 Switzerland
 +41 (0)43 456 76 00

acelimited.com

NYSE: ACE

Principal Operating Units and Business Leaders

Insurance-North American Brian Dowd	Insurance-Overseas General John Keogh	Global Reinsurance Jacques Bonneau	Life Insurance & Reinsurance David Wolf	Global Accident & Health Ed Clancy
ACE USA John Lupica	ACE Asia Pacific John Bassetto	ACE Tempest Re Erin Skala	ACE Life David Wolf	Combined Insurance Doug Wendt
ACE Westchester Dennis Crosby	ACE European Group Andrew Kendrick	ACE Tempest Re Europe Andreas Lewin	ACE Tempest Life Re Bermuda Ari Lindner	
ACE Bermuda Rees Fletcher	ACE Latin America Jorge Luis Cazar	ACE Tempest Re USA James Wixtead		
ACE Private Risk Services Bob Courtemanche	ACE Far East Neil Smith	ACE Tempest Re Canada Constantin Petalas		
	ACE Global Markets Richard Pryce			

Rating Agency Ratings

	S&P	AM Best	Moody's	Fitch
Financial strength (Core operating insurance companies)*	A+	A+	Aa3, A2	AA-
Senior debt (ACE Limited)	A-	a-	A3	A
Enterprise Risk Management	Strong	–	–	–

*See acelimited.com for ratings of individual insurance companies

The ACE Group is a major global provider of insurance and reinsurance protection.

Argentina	China	Gibraltar	Malaysia	Poland	Switzerland
Australia	Colombia	Hong Kong	Mexico	Portugal	Taiwan
Austria	Czech Republic	Hungary	Netherlands	Puerto Rico	Thailand
Bahrain	Denmark	Indonesia	New Zealand	Russia	Turkey
Belgium	Ecuador	Ireland	Norway	Saudi Arabia	United Arab Emirates
Bermuda	Egypt	Italy	Pakistan	Singapore	United Kingdom
Brazil	Finland	Japan	Panama	South Africa	United States
Canada	France	Korea	Peru	Spain	Vietnam
Chile	Germany	Macao	Philippines	Sweden	

ACE has offices in the countries listed above and conducts business with clients in more than 140 countries.

